

Media Contact: Chris Jones
 Chief Marketing and Communications Officer
 757.857.3386

Feb. 12, 2026

ORF reports January passenger volume

Traffic down 0.8% in first month of 2026 with more than 305,000 passengers served



Airline Totals

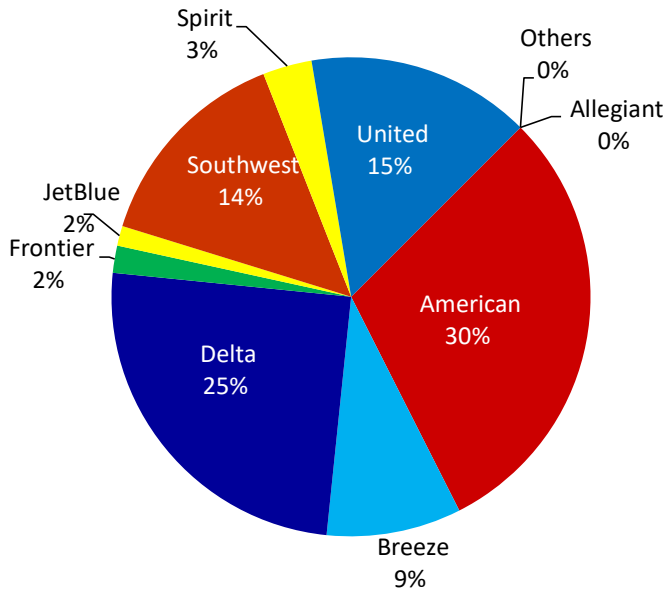
Airline	Jan. 2026	Jan. 2025	Change
American	91,796	97,919	-6.3%
Breeze	27,803	20,902	33%
Delta	76,375	77,071	-0.9%
Frontier	5,594	2,966	88.6%
JetBlue	4,099	-	100%
Southwest	43,556	44,597	-2.3%
Spirit	10,129	13,179	-23.1%
United	46,312	51,423	-9.9%

Norfolk Airport Authority
 Passenger Activity Report
 January 2026

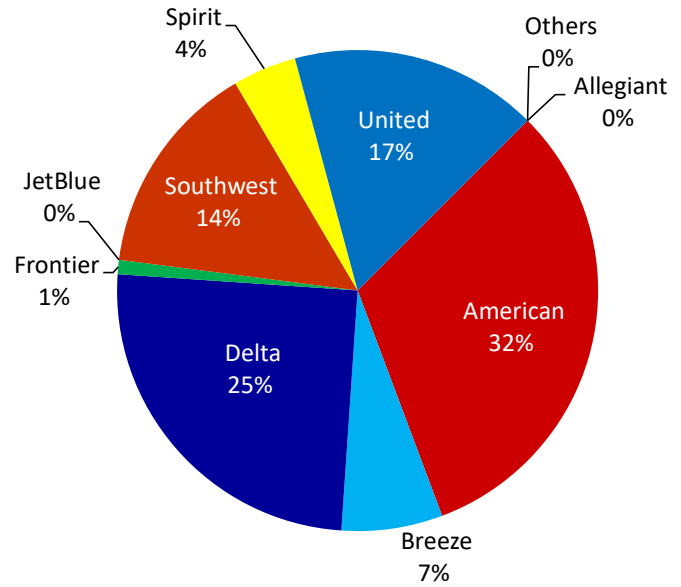
Monthly Data

Airline	2026			2025			Change	
	Enplaned	Deplaned	Total	Enplaned	Deplaned	Total	Passengers	Percent
Allegiant	-	-	-	-	-	-	-	0.0%
American	45,772	46,024	91,796	47,729	50,190	97,919	(6,123)	-6.3%
Breeze	13,700	14,103	27,803	10,316	10,586	20,902	6,901	33.0%
Delta	38,612	37,763	76,375	38,351	38,720	77,071	(696)	-0.9%
Frontier	2,799	2,795	5,594	1,227	1,739	2,966	2,628	88.6%
JetBlue	1,807	2,292	4,099	-	-	-	4,099	100.0%
Southwest	20,985	22,571	43,556	21,268	23,329	44,597	(1,041)	-2.3%
Spirit	4,626	5,503	10,129	6,340	6,839	13,179	(3,050)	-23.1%
United	23,383	22,929	46,312	25,994	25,429	51,423	(5,111)	-9.9%
Others	-	-	-	-	-	-	-	100.0%
Total	151,684	153,980	305,664	151,225	156,832	308,057	(2,393)	-0.8%

2026 Market Share



2025 Market Share

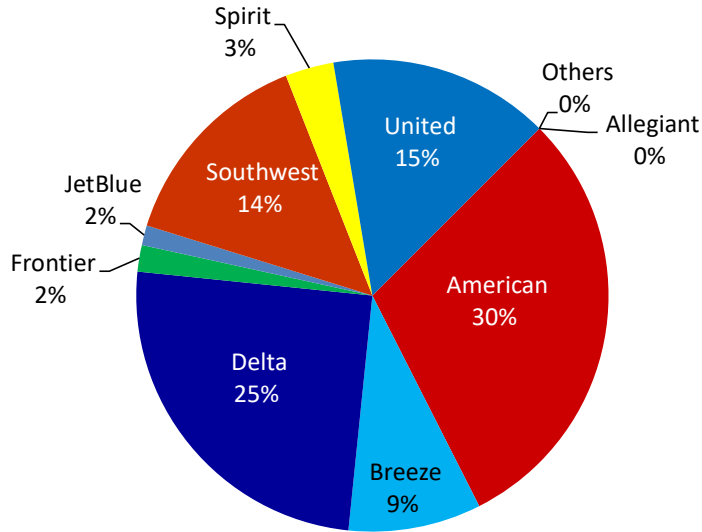


Norfolk Airport Authority
 Passenger Activity Report
 January 2026

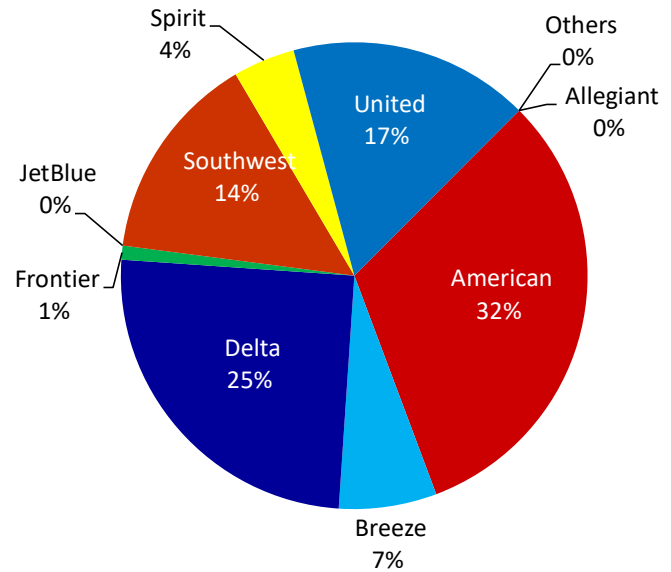
Year to Date Data

Airline	2026			2025			Change	
	Enplaned	Deplaned	Total	Enplaned	Deplaned	Total	Passengers	Percent
Allegiant	-	-	-	-	-	-	-	0.0%
American	45,772	46,024	91,796	47,729	50,190	97,919	(6,123)	-6.3%
Breeze	13,700	14,103	27,803	10,316	10,586	20,902	6,901	33.0%
Delta	38,612	37,763	76,375	38,351	38,720	77,071	(696)	-0.9%
Frontier	2,799	2,795	5,594	1,227	1,739	2,966	2,628	88.6%
JetBlue	1,807	2,292	4,099	-	-	-	4,099	0.0%
Southwest	20,985	22,571	43,556	21,268	23,329	44,597	(1,041)	-2.3%
Spirit	4,626	5,503	10,129	6,340	6,839	13,179	(3,050)	-23.1%
United	23,383	22,929	46,312	25,994	25,429	51,423	(5,111)	-9.9%
Others	-	-	-	-	-	-	-	0.0%
Total	151,684	153,980	305,664	151,225	156,832	308,057	(2,393)	-0.8%

2026 Market Share



2025 Market Share



Norfolk Airport Authority
Air Cargo Activity Report (lbs)
January 2026

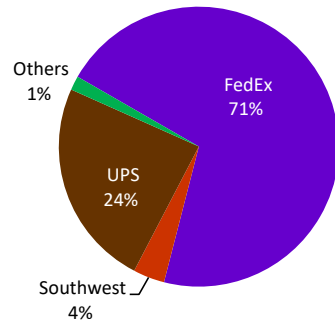
Monthly Data

Carrier	2026			2025			Change	
	Enplaned	Deplaned	Total	Enplaned	Deplaned	Total	Pounds	Percent
American	4,651	13,402	18,053	3,688	18,823	22,511	(4,458)	-19.8%
Delta	4,691	18,290	22,981	5,688	16,083	21,771	1,210	5.6%
FedEx	976,729	973,933	1,950,662	1,052,434	1,102,650	2,155,084	(204,422)	-9.5%
Southwest	72,427	28,647	101,074	72,481	36,910	109,391	(8,317)	-7.6%
United	290	3,755	4,045	334	4,722	5,056	(1,011)	-20.0%
UPS	242,929	420,710	663,639	217,473	368,296	585,769	77,870	13.3%
Total	1,301,717	1,458,737	2,760,454	1,352,098	1,547,484	2,899,582	(139,128)	-4.8%

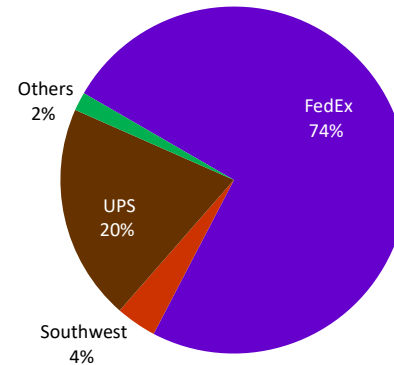
Year to Date Data

Carrier	2026			2025			Change	
	Enplaned	Deplaned	Total	Enplaned	Deplaned	Total	Pounds	Percent
American	4,651	13,402	18,053	3,688	18,823	22,511	(4,458)	-19.8%
Delta	4,691	18,290	22,981	5,688	16,083	21,771	1,210	5.6%
FedEx	976,729	973,933	1,950,662	1,052,434	1,102,650	2,155,084	(204,422)	-9.5%
Southwest	72,427	28,647	101,074	72,481	36,910	109,391	(8,317)	-7.6%
United	290	3,755	4,045	334	4,722	5,056	(1,011)	-20.0%
UPS	242,929	420,710	663,639	217,473	368,296	585,769	77,870	13.3%
Total	1,301,717	1,458,737	2,760,454	1,352,098	1,547,484	2,899,582	(139,128)	-4.8%

Year to Date 2026 Market Share



Year to Date 2025 Market Share



Norfolk Airport Authority

Landings Report

January 2026

Monthly Data

Airline	2026	2025	Change	
	Reported Landings	Reported Landings	Change in Landings	Percent
Allegiant	-	-	-	0.0%
American	629	681	(52)	-7.6%
Breeze	166	115	51	44.3%
Delta	391	390	1	0.3%
Frontier	25	11	14	127.3%
JetBlue	21	-	21	0.0%
Southwest	218	231	(13)	-5.6%
Spirit	42	49	(7)	-14.3%
United	327	355	(28)	-7.9%
Total	1,819	1,832	(13)	-0.7%

Year to Date Data

Airline	2026	2025	Change	
	Reported Landings	Reported Landings	Change in Landings	Percent
Allegiant	-	-	-	0.0%
American	629	681	(52)	-7.6%
Breeze	166	115	51	44.3%
Delta	391	390	1	0.3%
Frontier	25	11	14	127.3%
JetBlue	21	-	21	100.0%
Southwest	218	231	(13)	-5.6%
Spirit	42	49	(7)	-14.3%
United	327	355	(28)	-7.9%
Total	1,819	1,832	(13)	-0.7%